



Jaipur Engineering College and Research Centre
Shri Ram ki Nangal, via Sitapura RIICO
Jaipur- 302022.

Academic year
2020-2021

Students Satisfaction Survey

Parameters	Responses (In %)		Action taken
	<85	≥85	
How much of the syllabus was covered in the class?	264	1848	More than 85% of syllabus is covered by faculty members.
How well did the teachers prepare for the classes?	96	2016	Analysis shows that teachers come thoroughly prepared in their classes. Topics are explained with examples as well as when required repeated also as per student's request.
How well were the teachers able to communicate?	187	1925	Teachers have very good communication skills and are very properly able to communicate with students and all as per feedback.
The teacher's approach to teaching can best be described as	334	1778	Majority of students agree that teacher's approach to teaching is very good.
Fairness of the internal evaluation process by the teachers.	119	1998	Greater number of students says that fairness is there in internal evaluation process also assignments are given to slow students.
Was your performance in assignments discussed with you?	285	1828	Every time after assignments performance is discussed and analyzed and students agree with this.
The institute takes active interest in promoting internship, student exchange, field visit opportunities for students.	258	1855	Majority agreed that the institute takes active interest in promoting internship, student exchange, field visit opportunities for students.
The teaching and mentoring process in your institution facilitates you in cognitive, social and emotional growth.	233	1879	Maximum students feel that the teachers satisfactorily aid and help in providing a holistic development through the mentoring system and proper guidance.
The institution provides multiple opportunities to learn and grow	199	1913	Strongly agreed with more than 95% students.
Teachers inform you about your expected competencies, course outcomes and programme outcomes.	192	1910	Every time after internal exams marks are displayed on notice boards and students are made aware and they agree in majority about this.

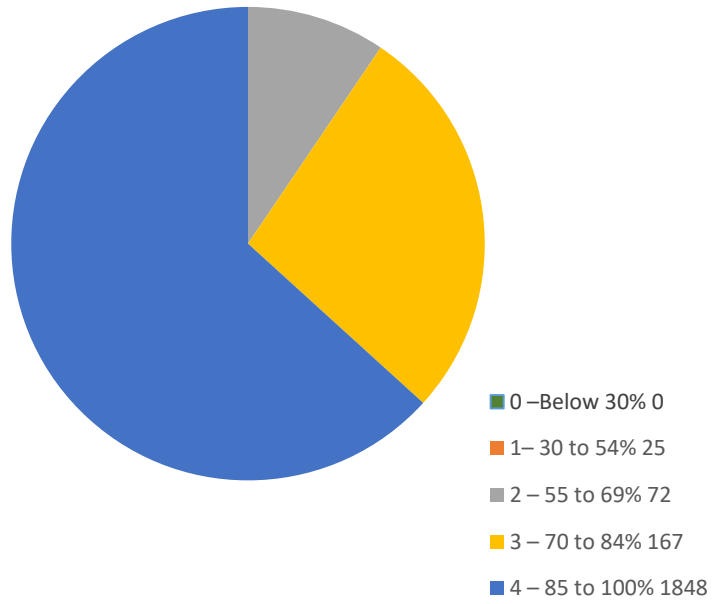


Jaipur Engineering College and Research Centre
Shri Ram ki Nangal, via Sitapura RIICO
Jaipur- 302022.

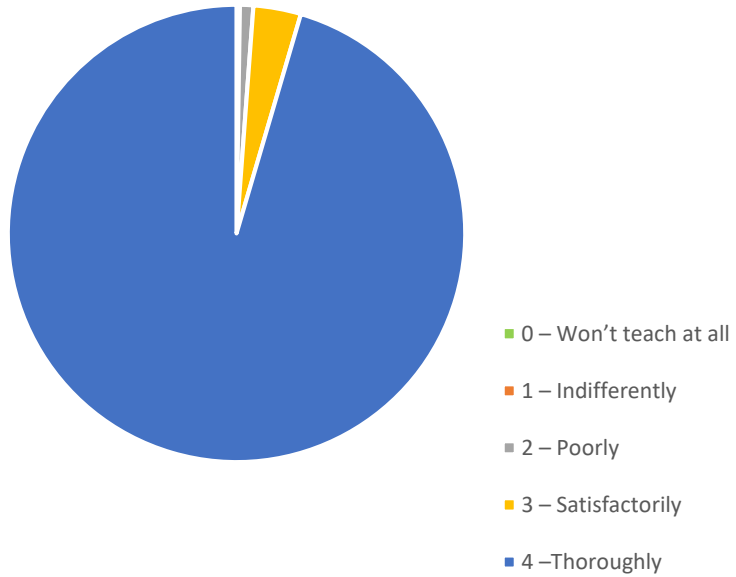
Academic year
2020-2021

Your mentor does a necessary follow-up with an assigned task to you	220	1888	Agreed by majority that mentor does a necessary follow-up with an assigned task to you
The teachers illustrate the concepts through examples and applications.	194	1914	Majority of students agree that topics are explained with examples as well as when required repeated also as per student's request.
The teachers identify your strengths and encourage you with providing right level of challenges.	245	1863	More than 95% of the students agreed that teachers identify their strengths and encourage them with providing right level of challenges.
Teachers are able to identify your weaknesses and help you to overcome them.	185	1923	Good number of students agrees that teachers are able to identify their weakness and help them overcome it.
The institution makes effort to engage students in the monitoring, review and continuous quality improvement of the teaching learning process	47	2061	Almost all students agree that institution makes effort to engage students in the monitoring, review and continuous quality improvement of the teaching learning process
The institute/ teachers use student centric methods, such as experiential learning, participative learning and problem solving methodologies for enhancing learning experiences.	215	1893	96% of the students agree that the institute/ teachers use student centric methods, such as experiential learning, participative learning and problem solving methodologies for enhancing learning experiences.
Teachers encourage you to participate in extracurricular activities.	48	2060	Almost all agree that teachers encourage them to participate in extracurricular activities.
Efforts are made by the institute/ teachers to inculcate soft skills, life skills and employability skills to make you ready for the world of work.	203	1905	Large number of students agrees with them because starting of final year campus recruitment training (CRT) is provided to them.
What percentage of teachers use ICT tools such as LCD projector, Multimedia, etc. while teaching.	280	1828	Many agree with ICT tools, as during COVID most of the faculty members are used ICT Tools as google classroom, video conferencing etc.
The overall quality of teaching-learning process in your institute is very good.	261	1847	The overall quality of teaching-learning process in the institute is very good is agreed by more than 95% of the students.

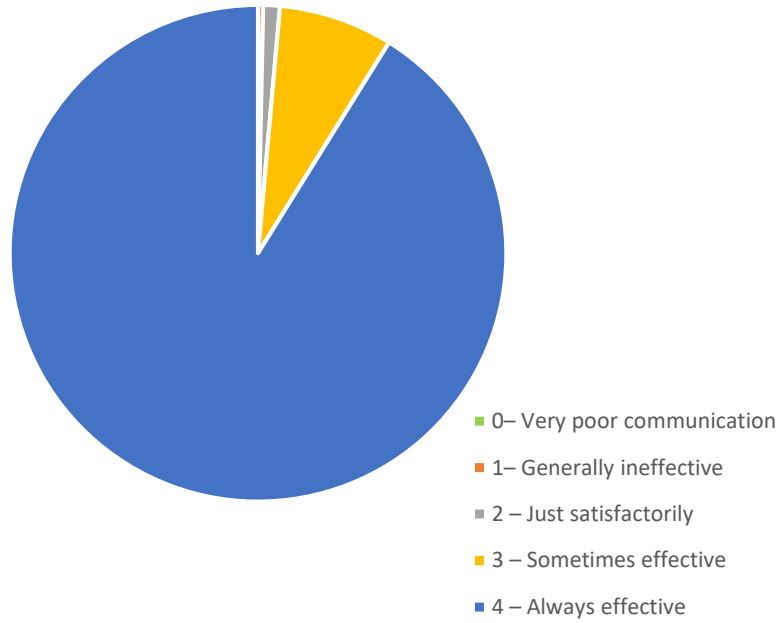
1. How much of the syllabus was covered in the class?



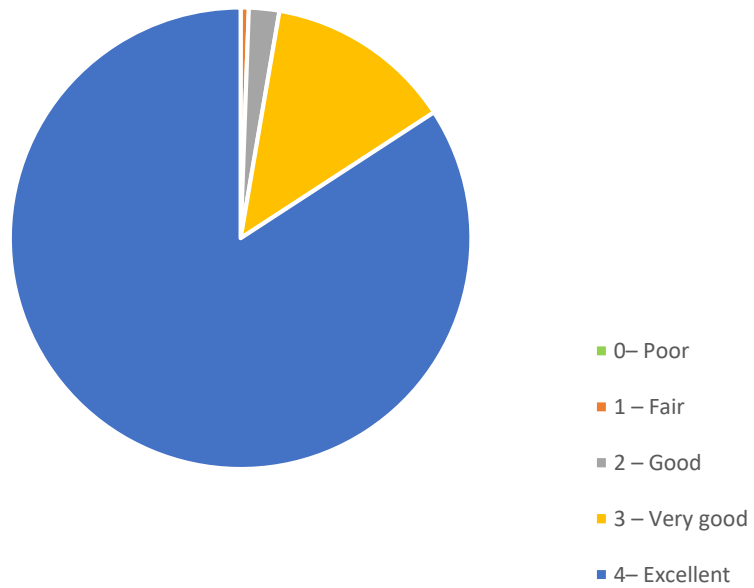
2. How well did the teachers prepare for the classes?



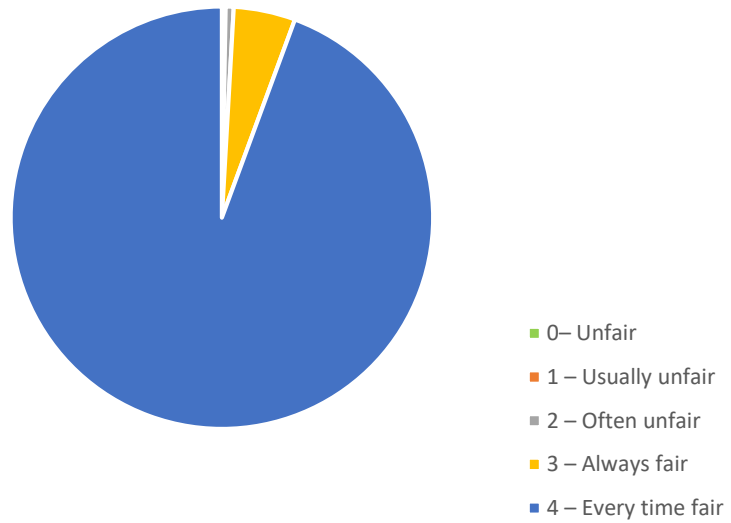
3. How well were the teachers able to communicate?



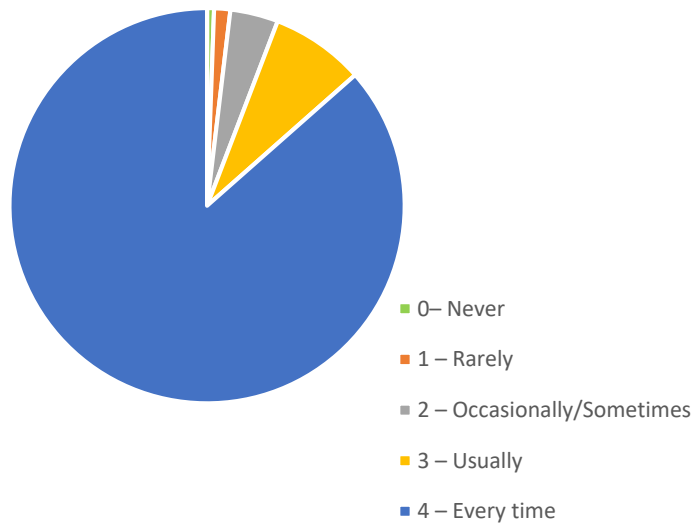
4. The teacher's approach to teaching can best be described as



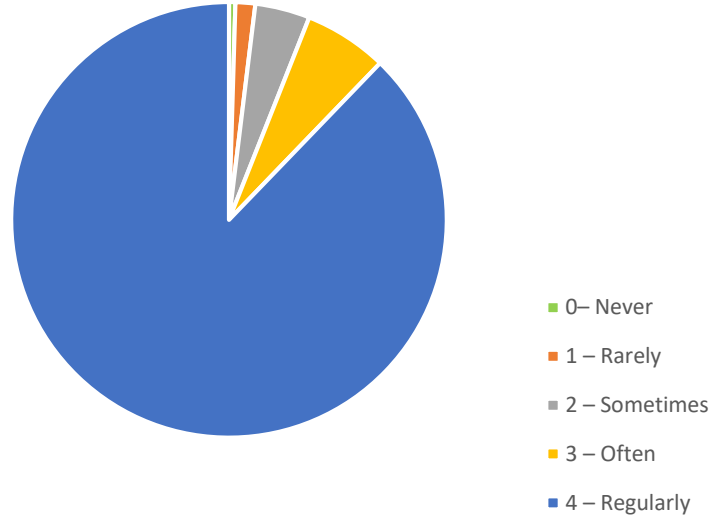
5. Fairness of the internal evaluation process by the teachers.



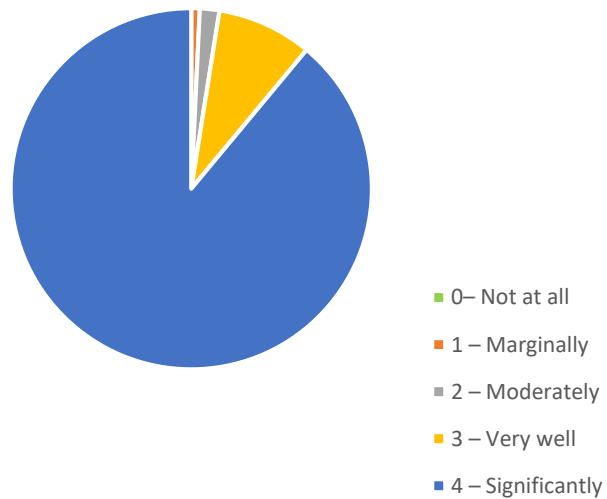
6. Was your performance in assignments discussed with you?



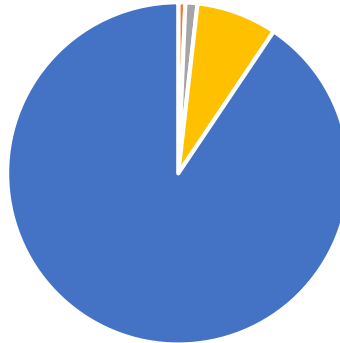
7. The institute takes active interest in promoting internship, student exchange, field visit opportunities for students.



8. The teaching and mentoring process in your institution facilitates you in cognitive, social and emotional growth.

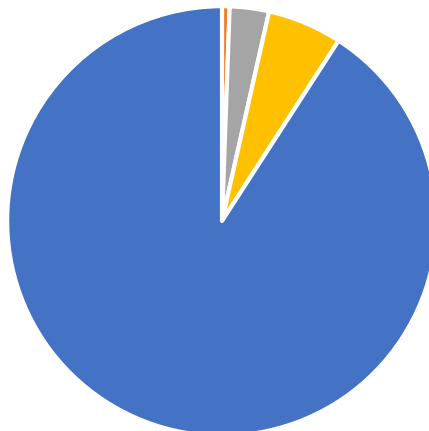


9. The institution provides multiple opportunities to learn and grow



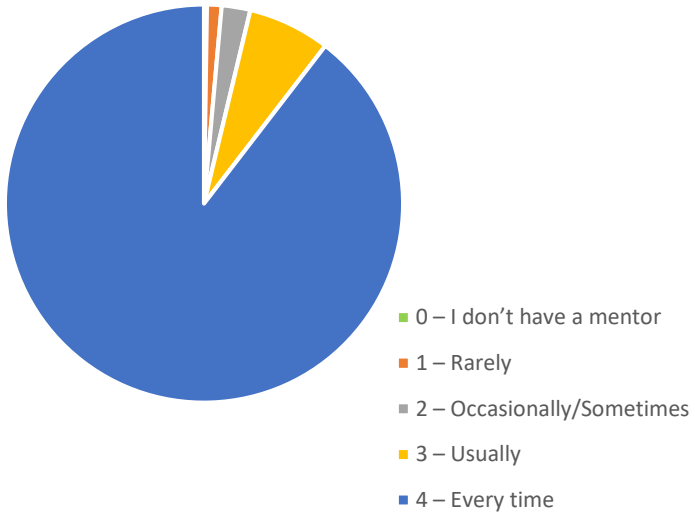
- 0 - Strongly disagree
- 1 - Disagree
- 2 - Neutral
- 3 - Agree
- 4 - Strongly agree

10. Teachers inform you about your expected competencies, course outcomes and programme outcomes

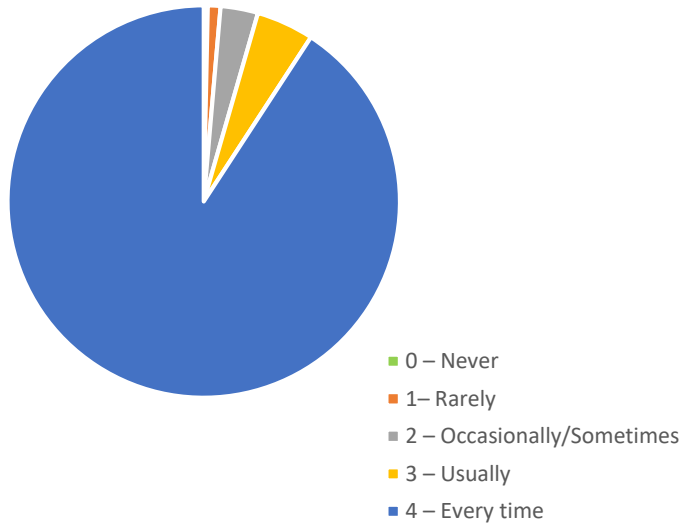


- 0 - Never
- 1 - Rarely
- 2 - Occasionally/Sometimes
- 3 - Usually
- 4 - Every time

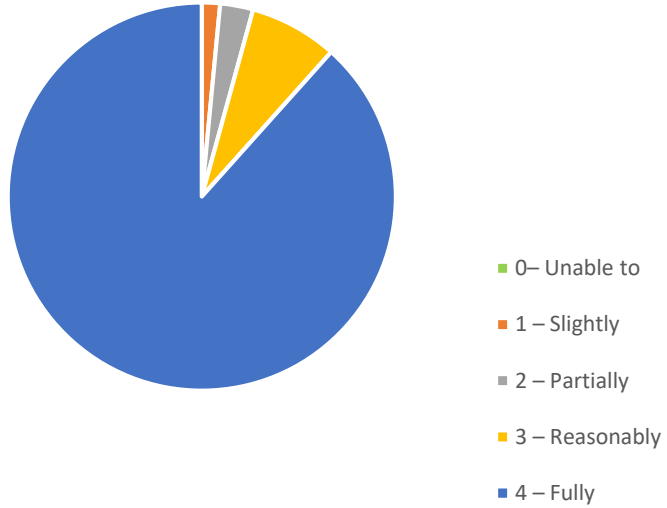
11. Your mentor does a necessary follow-up with an assigned task to you



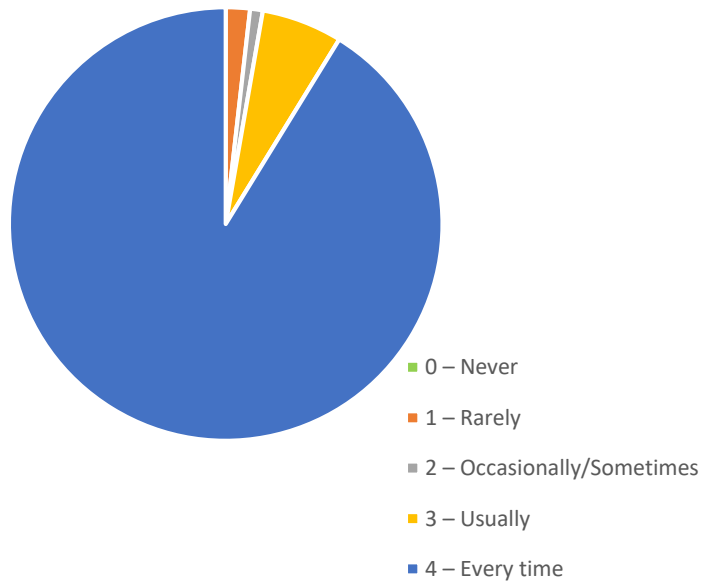
12. The teachers illustrate the concepts through examples and applications.



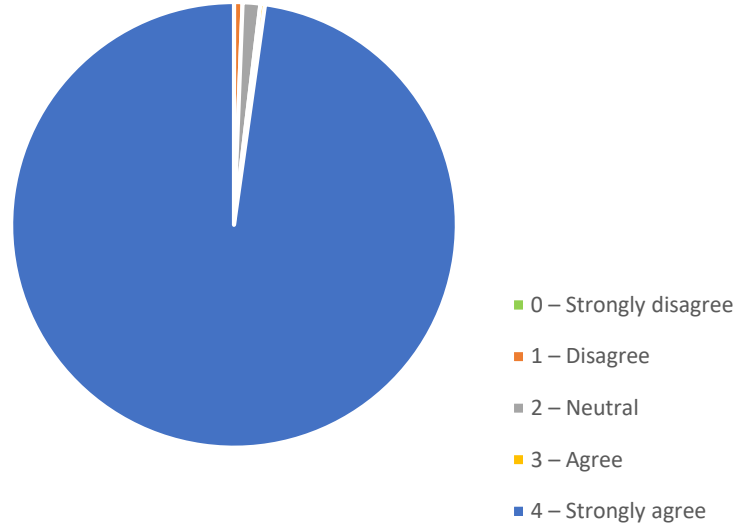
13. The teachers identify your strengths and encourage you with providing right level of challenges.



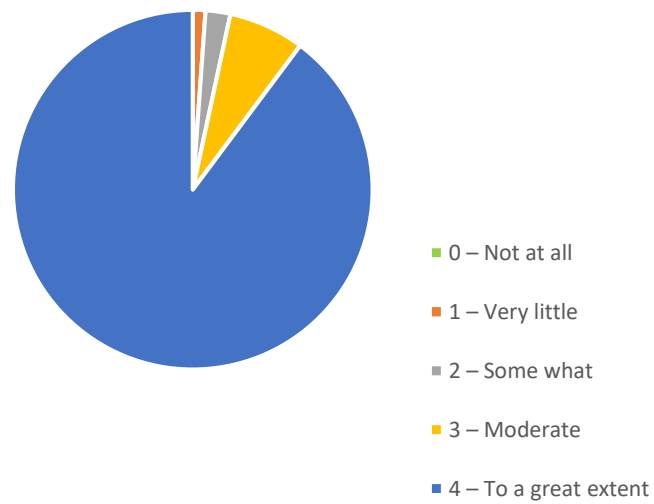
14. Teachers are able to identify your weaknesses and help you to overcome them.



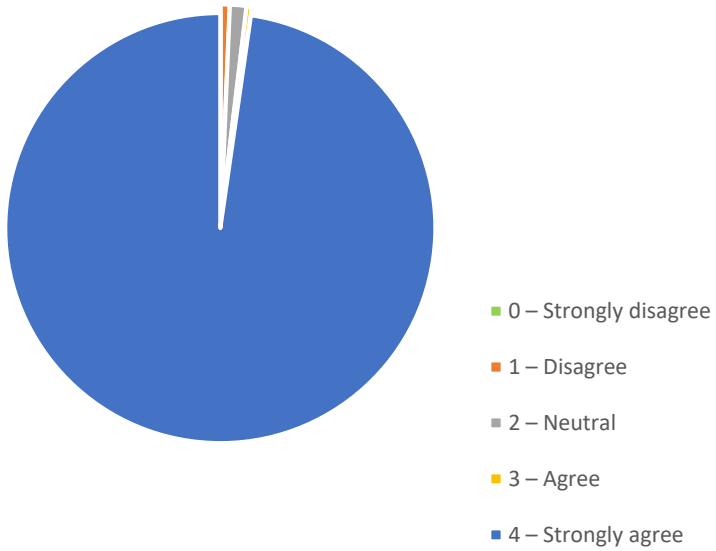
15. The institution makes effort to engage students in the monitoring, review and continuous quality improvement of the teaching learning process



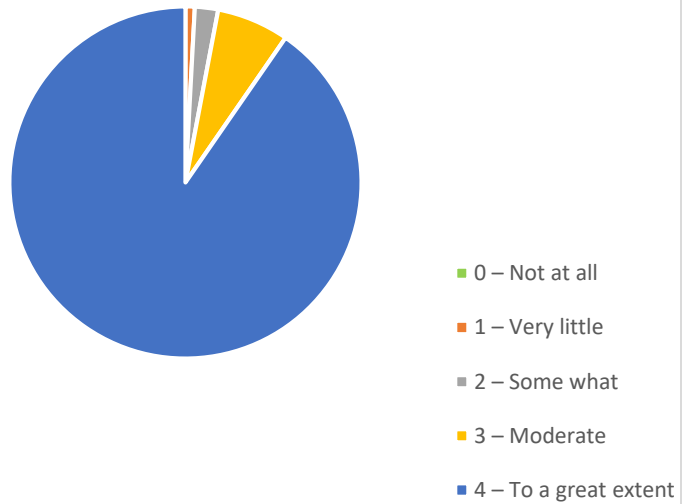
16. The institute/ teachers use student centric methods, such as experiential learning, participative learning and problem solving methodologies for enhancing learning experiences.



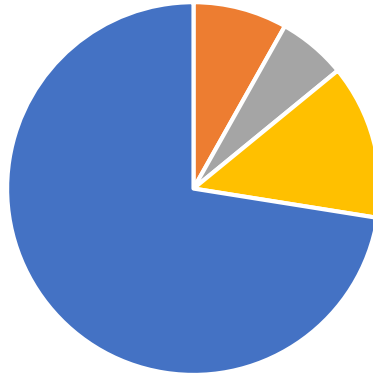
17. Teachers encourage you to participate in extracurricular activities.



18. Efforts are made by the institute/ teachers to inculcate soft skills, life skills and employability skills to make you ready for the world of work.

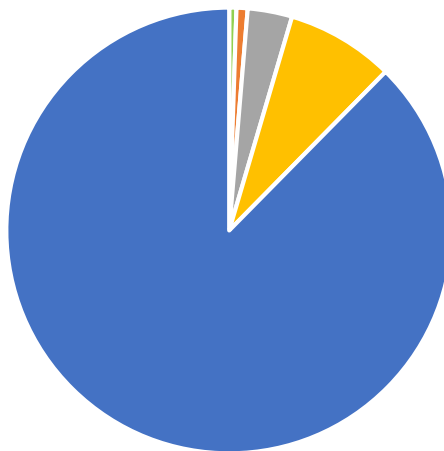


19. What percentage of teachers use ICT tools such as LCD projector, Multimedia, etc. while teaching.




- 0 – Below 29%
- 1 – 30 – 49%
- 2 – 50 – 69%
- 3 – 70 – 89%
- 4 – Above 90%

20. The overall quality of teaching-learning process in your institute is very good.



- 0 – Strongly disagree
- 1 – Disagree
- 2 – Neutral
- 3 – Agree
- 4 – Strongly agree


PRINCIPAL
Jaipur Engineering College &
Research Centre
Tonk Road, Jaipur-302002